



Installation Products to Work Smarter



HEALTHCARE
SYSTEMS










Installation Solutions for Healthcare that Work Smarter

TEC® innovation delivers comprehensive systems that work smarter for floor and wall covering installations, making TEC products ideal for use in healthcare facilities. Whether a hospital complex, medical office, senior living facility or other healthcare space; the interior environments face daily challenges from germs, spills, heavy traffic, equipment and rigorous cleaning protocols. From the showplace lobby to the patient room, TEC product systems safely deliver efficient installations with long-term performance, so that construction time, callbacks, and interruptions to patient care are minimized.

The TEC® team supports all our partners – contractors, installers, architects, engineers and distributors – in getting the most from our products, systems and experience for safe, long-lasting, high quality installations.




Table of Contents

	Preparing the Surface	6-9
	Installing Resilient Flooring and Wall Panels	10-11
	Installing Carpet	12-13
	Installing Tile	14-15
	Adhering FRP (Wall Panels), Stair Treads, Coving and Finishing	16-17
	Sustainability	18
	Warranties	19

Preparing the Surface

Proper surface preparation is the first step to safe and durable floors/walls in healthcare. Installers must carefully inspect and clean the substrate in order to remove debris that could interfere with proper adhesion. In most instances, the surface will require applications of multiple products to protect it from moisture and/or make it flat, smooth, and level.

- 2 Fast-Set Deep Patch
- 4 Multipurpose Primer
- 5 Level Set® 500 HF Self-Leveling Underlayment
- 16 TotalFlex® 150 Universal Polymer-Modified Mortar



Preparing the Surface



TEC® surface prep products deliver unparalleled ease of installation and long-term performance. Our stand-alone surface prep products are backed by industry-leading warranties.

Patching

1 TEC® Feather Edge Skim Coat

Skim coats, smooths and levels substrate irregularities from feather edge up to 1/2" (12 mm).

- Sets rapidly in as little as 15-20 minutes
- No primer required



2 TEC® Fast-Set Deep Patch

Formulated for deep fills, ramping, and leveling concrete & plywood subfloors from featheredge up to 1 1/2" (38 mm), or up to 5" with proper aggregate.

- Single application
- Cures to a walkable surface in approximately 60 minutes



Filling Cracks

3 TEC® Joint/Crack Filler*

Moisture-tolerant, 2-component sealant that mixes in nozzle for filling cracks and saw cuts in concrete slabs, prior to patching and/or moisture mitigation.

- Fast setting, apply other floor prep or flooring in 1 hour
- Fills control joints/saw cuts/in-plane cracks up to 2" (5 cm)



Preparing for Adhesive

4 TEC® Multipurpose Primer

An acrylic, latex-based primer for multiple substrates for use with TEC® self-leveling underlayments. Enables bonding of other TEC surface prep products and latex modified thin set mortars to difficult porous and non-porous substrates.

- Easy application
- Low VOC, Contributes to LEED® project points
- Enhances bonding of self-leveling underlayments



Leveling the Subfloor - Self-Leveling Underlayments

5 TEC® Level Set® 500 HF

No other product flows faster or provides a smoother surface.

- Once cured, no need for additional sanding or skim coating
- Easy to mix, fast set speed
- Conforms to LEED v4 Low Emitting Interiors, Compliant with (CDPH) Standard Method v1.2 VOC Emissions, MAS Certified Green®



6 TEC® Level Set® 400 HF

Exceptional high flow self-leveling underlayment with healing properties that yields a super smooth surface.

- Once cured, no need for additional sanding or skim coating
- Easy to mix, fast set speed – walkable in 2-3 hours
- Conforms to LEED v4 Low Emitting Interiors, Compliant with (CDPH) Standard Method v1.2 VOC Emissions, MAS Certified Green®



Waterproofing & Protecting from Cracks

8 HydraFlex™ Waterproofing Crack Isolation Membrane

Forms a smooth, monolithic, watertight surface over walls, floors and ceilings. Stops in-plane cracks up to 1/8" (3 mm) or up to 1/4" (6 mm) wide at the subfloor.

- Easy application over new concrete as few as 3 days old
- Fast drying, install tile in 1-3 hours
- Exceeds ANSI A118.10, ANSI A118.12 specifications



Mitigating Moisture

9 TEC® LiquiDam EZ™ Moisture Vapor Barrier

Waterbased formulation with the performance of traditional epoxy, and the convenience, safety of a non-hazardous formula.

- Can be applied directly to green concrete
- Dries in 3-4 hours for same day flooring installation
- No primer required before application of surface prep products



10 TEC® LiquiDam™ Penetrating Moisture Vapor Barrier

Two-part 100% solids epoxy moisture mitigation solution ideal for damp or new concrete.

- Only one coat needed
- Cures in 4-5 hours for same day flooring installation
- Can be applied directly to green concrete up to 100% RH



Installing Acoustic Underlayments

11 TEC® Flexera® 2K PSA Hybrid Adhesive

Ultra-high performance, hybrid adhesive, two-part, waterbased for easy installation of resilient flooring in demanding interior environments.

- Resistance to rolling and static loads
- Open time up to 4 hours, pot life up to 10+ hours
- Non-flammable, unlike some epoxies
- Aggressive initial tack for fast-tracked installations
- Low VOC, LEED compliant, Green Label Plus® Certified



12 TEC® Flexera® High Tack Premium Universal Adhesive*

Ultra-aggressive PSA for installation of resilient flooring. Allows foot traffic in as few as four hours.

- Extra-long open time and fast strength build
- High moisture tolerance
- Low VOC, LEED compliant, Green Label Plus® Certified



*Please refer to the product data sheet for complete details on each product.

Installing Resilient Flooring



Resilient flooring is a popular and pragmatic solution for most healthcare settings. With monolithic properties, resilient flooring helps healthcare facilities maintain the sterile environments required. Resilient floors also meet healthcare’s tough challenges from heavy equipment loads, high traffic and rigorous cleaning protocols. Innovative TEC® installation materials help ensure the resilient floors’ high-performance lasts for the long-term.

Cover Types

Sheet Flooring, LVT/LVP, VCT, Rubber, Linoleum, Cork

Locations for resilient flooring installations

Lobby/Waiting Rooms, Corridors, Examination Rooms, Operating Rooms, Stairwells, Patient Rooms, Laboratories, Cafeterias, Offices, Meeting Rooms, Restrooms, Shower Rooms

Adhering Resilient Flooring

11

TEC® Flexera® 2K PSA Hybrid Adhesive

Ultra-high performance, hybrid adhesive, two-part, waterbased for easy installation of resilient flooring in demanding interior environments.

- Resistance to rolling and static loads
- Open time up to 4 hours, pot life up to 10+ hours
- Non-flammable, unlike some epoxies
- Aggressive initial tack for fast-tracked installations
- Low VOC, LEED compliant, Green Label Plus® Certified



12

TEC® Flexera® High Tack Premium Universal Adhesive*

Ultra-aggressive PSA for installation of resilient flooring. Allows foot traffic in as few as four hours.

- Extra-long open time and fast strength build
- High moisture tolerance
- Low VOC, LEED compliant, Green Label Plus® Certified



*Please refer to the product data sheet for complete details on each product.

Refer to page 8 and 9 for preparing the surface

- 10 LiquiDam™ Penetrating Moisture Vapor Barrier
- 9* LiquiDam EZ™ Moisture Vapor Barrier
- 4 Multipurpose Primer
- 6 Level Set® 400 HF Self-Leveling Underlayment
- 11 Flexera® 2K PSA Hybrid Adhesive

*If using LiquiDam EZ, no Primer is needed.

10

Installing Carpet



In healthcare settings, carpet is often installed in office areas and waiting rooms for its comfort and sound control. Carpet squares offer stain resistance, durability and easy change-out. The comprehensive line of TEC® adhesives make installations of carpet rolled goods or squares efficient and effective. TEC® experts developed products that secure carpet to even difficult substrates yet also allow for removal of carpet if necessary.

Cover Types
Gluedown Carpet Rolls, Carpet Squares

Locations for carpet flooring installations
Lobby/Waiting Rooms, Corridors, Offices, Meeting Rooms

Adhering Gluedown Carpet Rolls or Carpet Squares

13 TEC® Releasable Pressure Sensitive Adhesive*

Formulated for modular carpet tiles and Double Bond carpet cushions. Durable tack for an aggressive bond, yet releasable. Use on new concrete.

- Easy application and release
- Fast setting
- Conforms with LEED v4 low emitting interiors. Compliant with (CDPH) Standard Method v1.2 VOC Emissions, Green Label Plus® Certified



14 TEC® Flexera® High Tack Premium Universal Adhesive*

Ultra-aggressive PSA formulated for installation of carpet. Ultra-fast strength build allows foot traffic in as few as four hours.

- High moisture tolerance
- Extra long open time, fast setting
- Low VOC, LEED compliant, CDPH Standard compliant, Green Label Plus® Certified



15 TEC® The Perfect Putdown® Premium Carpet and Flooring Adhesive

Designed for the installation of most carpet.

- Strong initial tack
- Use over new concrete with a vapor barrier
- Conforms with LEED v4 low emitting interiors. Compliant with (CDPH) Standard Method v1.2 VOC Emissions, Green Label Plus® Certified



*Please refer to the product data sheet for complete details on each product.

Refer to page 8 and 9 for preparing the surface



- 10 LiquiDam™ Penetrating Moisture Vapor Barrier
- 4 Multipurpose Primer
- 5 Level Set® 500 HF Self-Leveling Underlayment
- 15 The Perfect Putdown® Premium Carpet & Flooring Adhesive

Installing Tile or Stone



The beauty of porcelain tile and ceramic stone creates a welcoming environment for people in healthcare settings. From artistic mosaics to dramatic gauged tile panels, facility interiors and exteriors are enhanced by tile's design and performance properties. Tile installations stand up to healthcare's high traffic, cleaning protocols and weather challenges.

locations for tile or stone installations:

Exterior Building Veneer, Lobby/Waiting Rooms, Corridors, Elevators, Kitchen Areas, Meeting Rooms, Restrooms, Shower Rooms

Cover Types

Ceramic or Stone, Mosaic to Large Format, GPT and GPTP

Adhering Interior or Exterior Tile

16 TEC® TotalFlex® 150*

Universal high-performance, polymer-modified mortar, ideal for nearly all tile installations, even challenging large format or GPTP.

- Ultra-long open time up to 60 minutes
- Smooth/creamy texture, ultra-easy troweling
- Robust non-sag, non-slump
- Exceeds ANSI A118.4HTE, A118.11 and A118.15HTE specifications



17 TEC® TotalFlex® XMS Tile Adhesive

Designed for the most challenging wall applications on earth. From exterior building facades to submerged use in pools, showers and clear glass installations.

- Ready to Use - no mixing, no waste
- One-side adhesive application saves time and labor
- Extremely Durable - For exterior and submerged use



Finishing Tile

18 TEC® Power Grout

Advanced performance grout with unique stain proof** formulation. Creates strong, color consistent 1/16"- 1/2" (16 mm - 12.7 mm) joints free of efflorescence.

- Stain proof**, no sealing required
- Mold and mildew resistant for wet conditions
- Fast setting, open to traffic in 4 hours
- Exceeds ANSI A118.7 specifications
- Contributes LEED® project points



19 TEC® AccuColor EFX® Epoxy Grout

Superior performance and unmatched design possibilities in one easy-to-use product. Dual purpose 100% solids epoxy grout and mortar is designed for tile and stone installations on floors, walls and countertops.

- Stain resistant
- Chemical resistant
- 1/16" - 1/2" joint width
- Exceeds ANSI A118.3 specifications in environments where high stain and chemical resistance is required



20 TEC® AccuColor 100® 100% Silicone Sealant

Flexible, long lasting, and water-resistant sealant for pools, spas, fountains and other wet area applications.

- Easy application
- Low VOC, Contributes to LEED® project points
- Neutral cure for low odor



Refer to page 8 and 9 for preparing the surface

*Please refer to the product data sheet for complete details on each product.
**Power Grout® and AccuColor EFX are stain resistant to most common water based stains when cleaned immediately.




Adhering FRP, Stair Tread, Coveing and Finishing



Healthcare buildings are being designed with cutting edge technologies, home-like settings, high traffic spaces and surprising amenities that can present challenges to flooring and wall covering installations. The TEC® brand offers a comprehensive line of high-performance installation materials that can adhere nearly any floor or wall treatment in a healthcare facility. TEC technical-support can help problem-solve the most complex installation challenges.

Locations for Adhering FRP, Stair Tread, Coveing and Finishing:

Lobby/Waiting Rooms, Corridors, Examination Rooms, Operating Rooms, Stairwells, Patient Rooms, Laboratories, Cafeterias, Offices, Meeting Rooms, Restrooms, Shower Rooms



Adhering FRP (Fiberglass Reinforced Panels for Walls)

21 TEC® Premium Wall and Cove Base Adhesive 714 / 714W*

- Solvent-free adhesive for installation of FRP
- Water-resistant, non-staining
 - Low odor, Low VOC, Conforms with LEED v4 low emitting interiors. Compliant with (CDPH) Standard Method v1.2 VOC Emissions, Green Label Plus® Certified



Adhering and Finishing Stair Treads

22 TEC® Stair Tread Adhesive

- Solvent-free, plasticizer-resistant, latex rich adhesive with exceptional bond for installing rubber or vinyl stair treads.
- Extended open time
 - Non-hazardous, Non flammable



23 TEC® Nose Caulk Filler

- 2-part, solvent-free, high-performance epoxy caulking adhesive for indoor installations of rubber or vinyl stair treads. Supports the stair "nose" area
- High strength: >10,000 psi
 - Resists chemicals/solvents



Adhering and Finishing Coveing

21 TEC® Premium Wall and Cove Base Adhesive 714 / 714W*

- Solvent-free cove base adhesive for use with rubber, vinyl or Thermoplastic Rubber (TPR) wall base.
- Strong wet suction
 - Water-resistant, non-staining
 - Low odor, Low VOC, Conforms with LEED v4 low emitting interiors. Compliant with (CDPH) Standard Method v1.2 VOC Emissions, Green Label Plus® Certified



24 TEC® Joint/Crack Filler

- Moisture-tolerant, 2-component sealant that easily mixes in nozzle and fills cracks up to 2" (5 cm) in concrete prior to applying coving.
- Fast curing, apply coving in 1 hour
 - No need to sand



*Please refer to the product data sheet for complete details on each product.

Refer to page 8 and 9 for preparing the surface

*Please refer to the product data sheet for complete details on each product.

SUSTAINABILITY



The TEC® brand of flooring installation products is part of H.B. Fuller, a global leader in adhesives that has a long history of developing environmentally responsible products. Within the flooring and tile business segment, we currently offer many products that contain low to no VOC's, contribute to LEED credits, and we actively hold certifications with the following organizations:



FloorScore



Carpet and Rug Institute



MAS Certified Green®



Cradle to Cradle

In fact, we were the first adhesives manufacturer to obtain the highest level of Material Health Certificate from Cradle to Cradle, a globally recognized standard for products that are safe, circular and responsibly made, and we maintain that position today.

By continuously striving to improve processes, formulas, and standards to minimize environmental impact, we contribute to a built environment designed to last and a better, more sustainable future.

Compliance with green building practices is our goal and noted on product labels and data sheets.
Please contact our technical support team with any questions at:
1-800-TEC-9023 (1-800-832-9023)
Mon-Fri 7:00 a.m. — 6:00 p.m. CST



WARRANTIES

The TEC® brand offers industry-leading warranties for each installation system that provides surface preparation, flooring installation or tile installation, in addition to limited product warranties. TEC warranties, backed by global H.B. Fuller, protect product and system performance for the long-term.

TEC® Warranties*

- Surface Prep and Flooring Adhesives System Warranties
- Tile Setting and Surface Prep System Warranties
- Limited Product Warranty

***Please consult www.tecspecialty.com for complete warranty details.**





H.B. Fuller Construction Products Inc.
1105 South Frontenac Street - Aurora, IL 60504-6451
800-832-9002 - hbfuller-cp.com

tecspecialty.com

TEC[®] and the TEC[®] logo are trademarks of H.B. Fuller Construction Products Inc.
LEED[®] is a registered trademark of U.S. Green Building Council